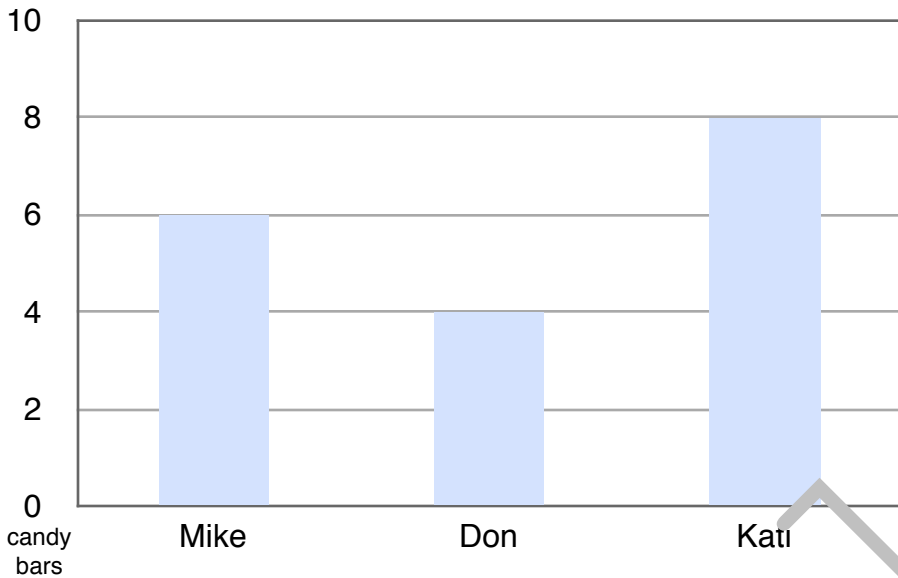


Name _____

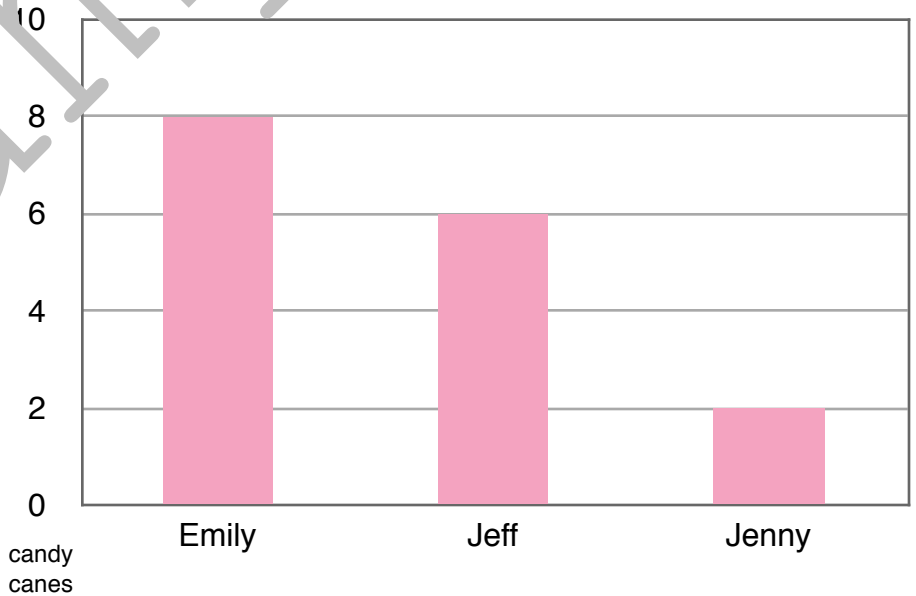
Bar Graphs

How many candy bars and candy canes?

Read each graph. How many candy bars or candy canes does each child have?



Mike has _____ candy bars.
Don has _____ candy bars.
Kati has _____ candy bars.




Emily has _____ candy canes.
Jeff has _____ candy canes.
Jenny has _____ candy canes.

Name _____

Bar Graphs Family Pets

Draw and color in the graph to represent the correct number.




Two families were asked about their pets.

1. There were 3 dogs in the families.
2. There were 9 gerbils in the families.
3. There were 5 canaries in the families.



1. There were 7 cats in the families.
2. There were 5 ferrets in the families.
3. There were 3 parakeets in the families.



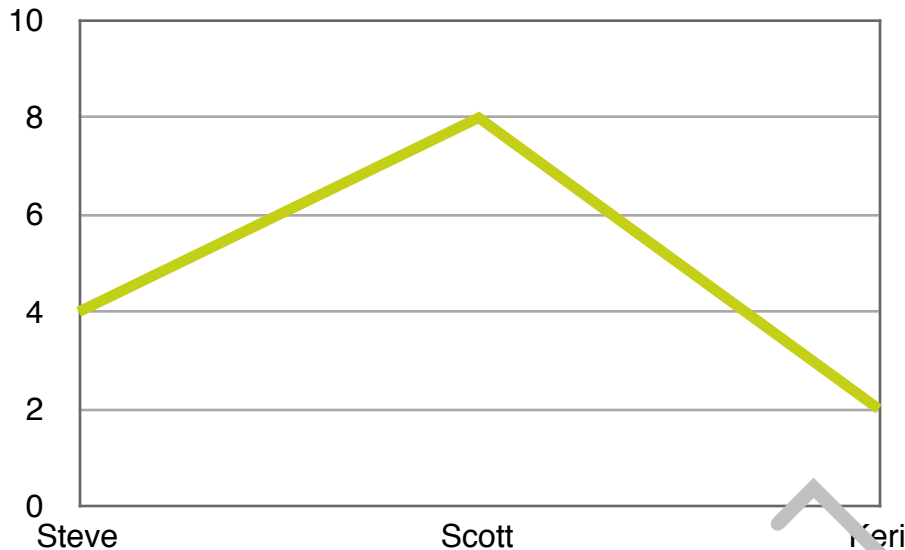
Name _____

Line Graphs

How many peanuts?

Read each graph. How many peanuts does each child have?

peanuts



Steve has _____ peanuts.

Scott has _____ peanuts.

Keri has _____ peanuts.

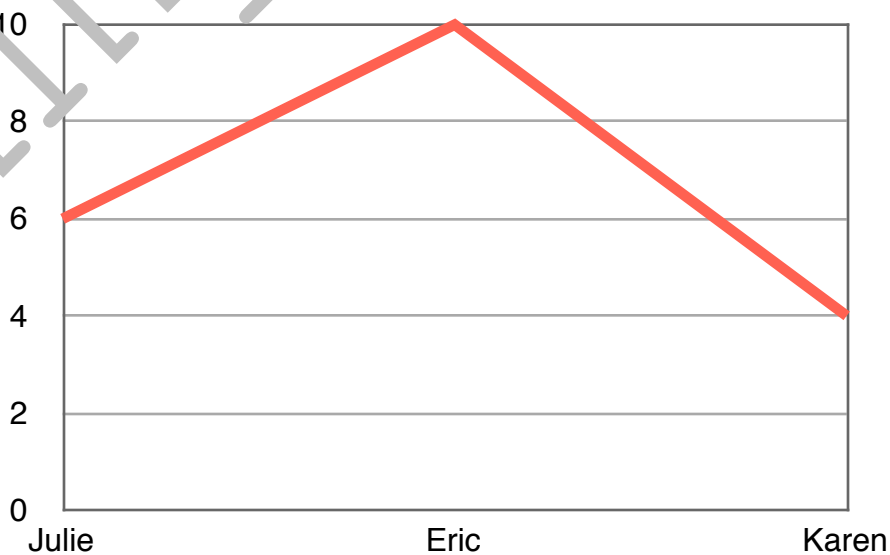


Julie has _____ peanuts.

Eric has _____ peanuts.

Karen has _____ peanuts.

peanuts



Name _____

Line Graphs

How many butterflies?

Read about the number of butterflies each child has.

Draw a colored line in the graph to represent the number of butterflies each child has.

butterflies



Steve has 9 butterflies.

Scott has 3 butterflies.

Keri has 5 butterflies.



Julie has 7 butterflies.

Eric has 5 butterflies.

Karen has 1 butterfly.

butterflies



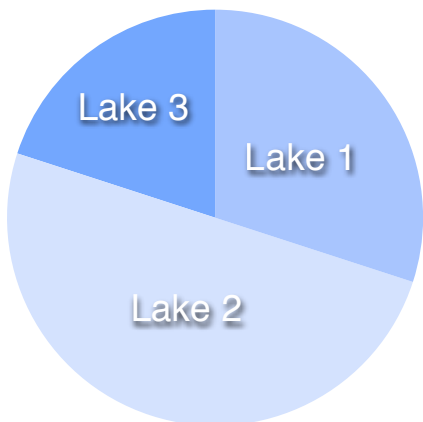
Name _____

Pie Graphs

Frogs In The Lake

Read each graph. In the list of names below, circle the lake name that has the most frogs.

Draw a rectangle around the lake name that has the least amount of frogs.



Lake 1

Lake 2

Lake 3



Eggs In The Nest

In the list of names below, circle the nest name that has the most eggs.

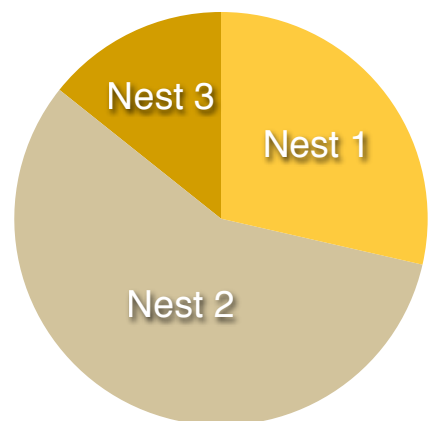
Draw a rectangle around the nest name that has the least amount of eggs.



Nest 1

Nest 2

Nest 3

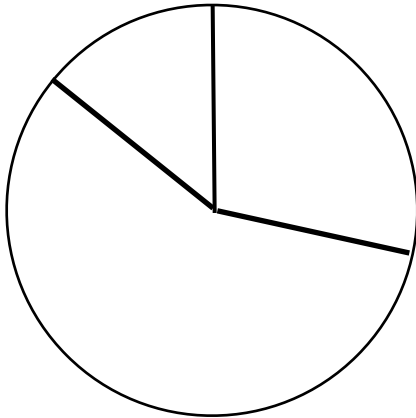


Name _____

Pie Graphs

Raccoons In The Trees

The list of tree names below show how many raccoons are in each tree.
Read the color beside each tree name. Color the pie graph to represent the correct tree.



Tree 1 has 4 raccoons - brown

Tree 2 has 8 raccoons - orange

Tree 3 has 2 raccoons - purple



Chipmunks In The Bushes

The list of bush names below show how many chipmunks are in each bush.
Read the color beside each bush name. Color the pie graph to represent the correct bush.



Bush 1 has 6 - blue

Bush 2 has 8 - orange

Bush 3 has 12 - red

